
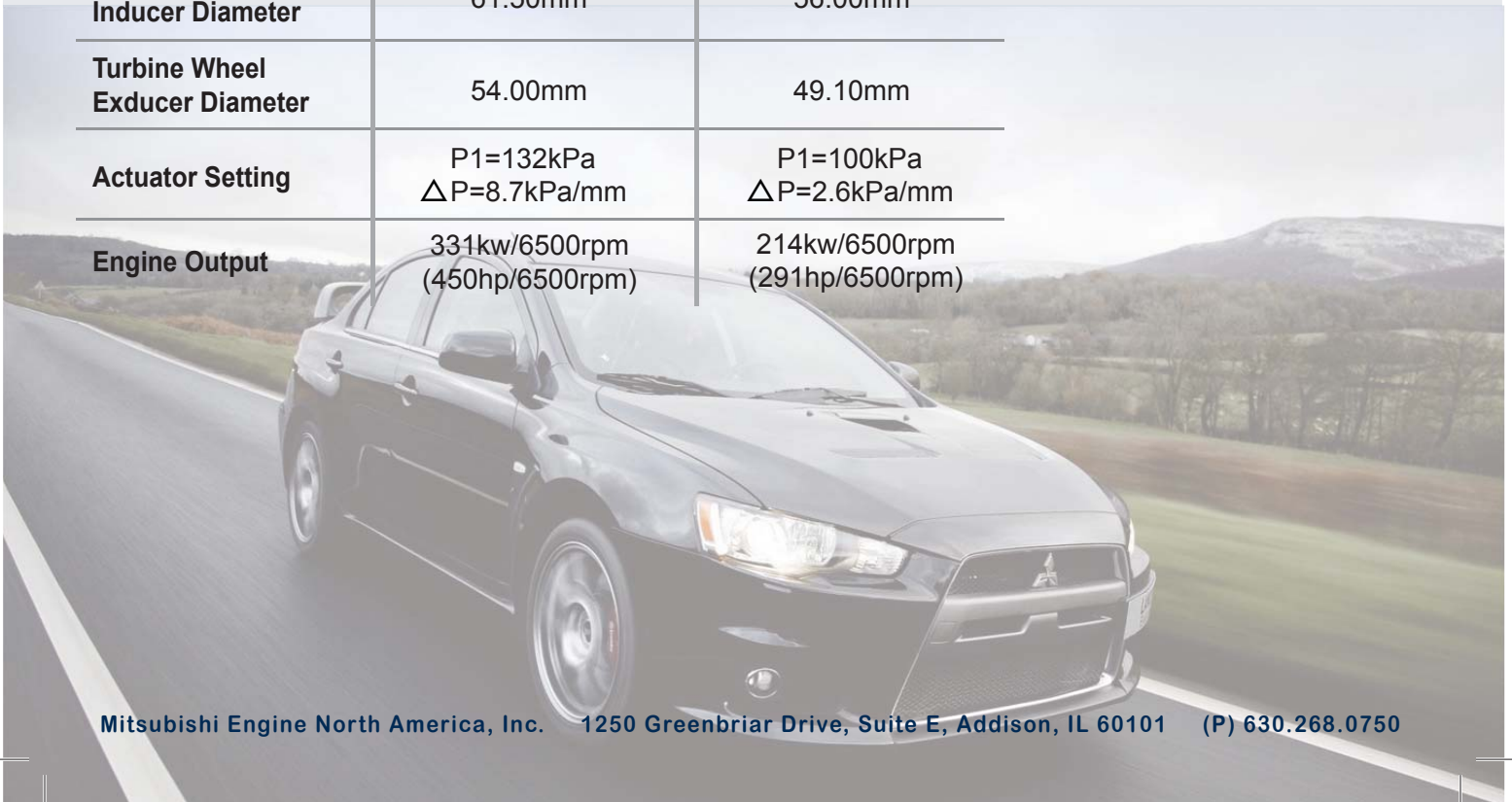


# Mitsubishi Evolution X Upgrade

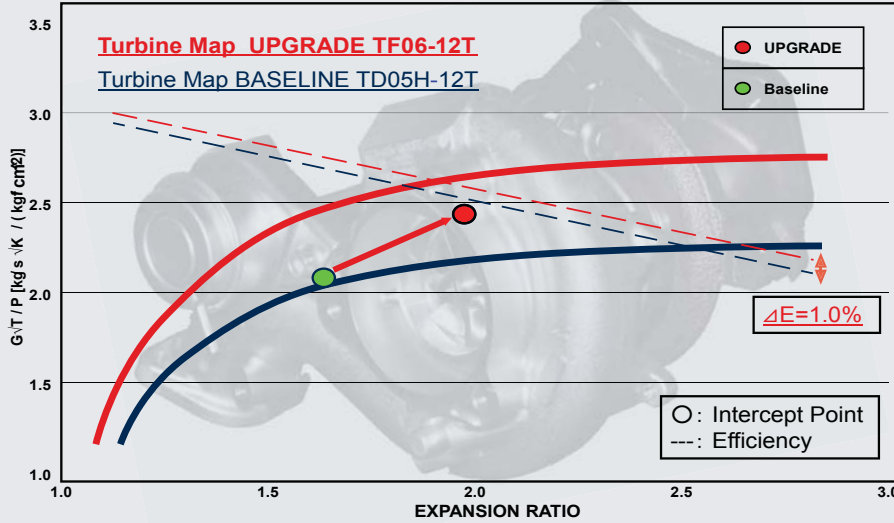
## Turbocharger Specifications



	<b>UPGRADE</b>	<b>BASELINE</b>
<b>Turbocharger Spec.</b>	TF06-07*18KX3RC-12T	TD05H-152G6-12T
<b>Compressor Wheel Inducer Diameter</b>	55.10mm	47.10mm
<b>Compressor Wheel Exducer Diameter</b>	75.00mm	68.00mm
<b>Turbine Wheel Inducer Diameter</b>	61.50mm	56.00mm
<b>Turbine Wheel Exducer Diameter</b>	54.00mm	49.10mm
<b>Actuator Setting</b>	P1=132kPa $\Delta P=8.7\text{kPa/mm}$	P1=100kPa $\Delta P=2.6\text{kPa/mm}$
<b>Engine Output</b>	331kw/6500rpm (450hp/6500rpm)	214kw/6500rpm (291hp/6500rpm)




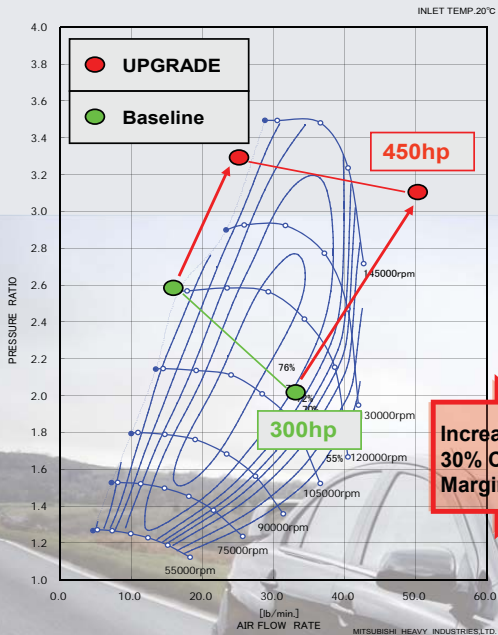
# Mitsubishi Evolution X Upgrade



## Turbine Performance

**BASELINE: TD06-152G6 (φ68)**

**UPGRADE: TD07\*18KX3RC (φ75)**



Increased  
30% Choke  
Margin

## Compressor Performance