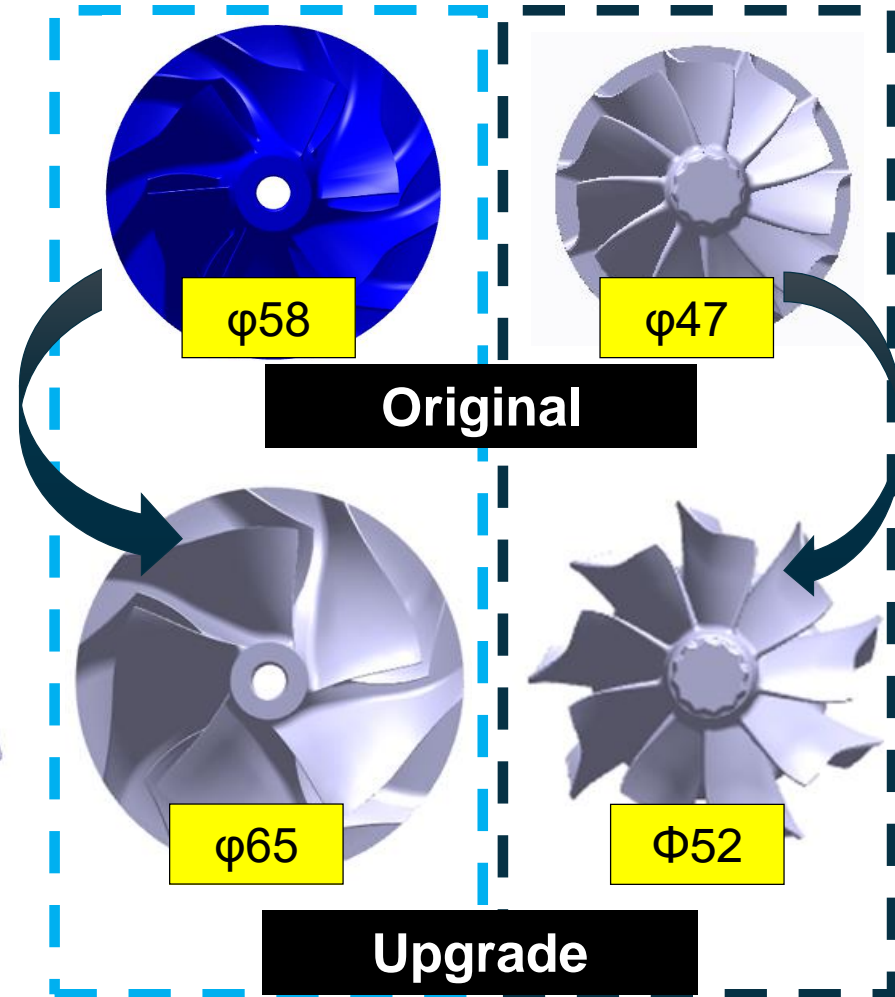



Introduction for CIVIC TYPE-R Upgrade



2021/1/25

2. Turbine and Compressor wheels



Increased air/gas flow by new design high capacity wheels.

3. Turbo spec comparison

	Upgrade (49S89-A0000)	Original (49477-06012)
Turbo spec	TD04HLL1-05*21HR3-8.5	TD04L6-04H*17HF1p-8.5
Compressor inducer	51.6mm	49.3 mm
Compressor exducer	65 mm	58 mm
Turbine exducer	47.7 mm	41.23 mm
Turbine Inducer	52 mm	47 mm
Engine output (Estimated)	Over 450PS/6500rpm	320PS/6500rpm
Number of blades	Compressor : 10 Turbine : 9	Compressor : 12 Turbine : 11

4. Compressor Map

三菱ターボチャージャ標準コンプレッサ性能曲線
STANDARD COMPRESSOR PERFORMANCE

N

三菱ターボチャージャ標準コンプレッサ性能曲線
STANDARD COMPRESSOR PERFORMANCE

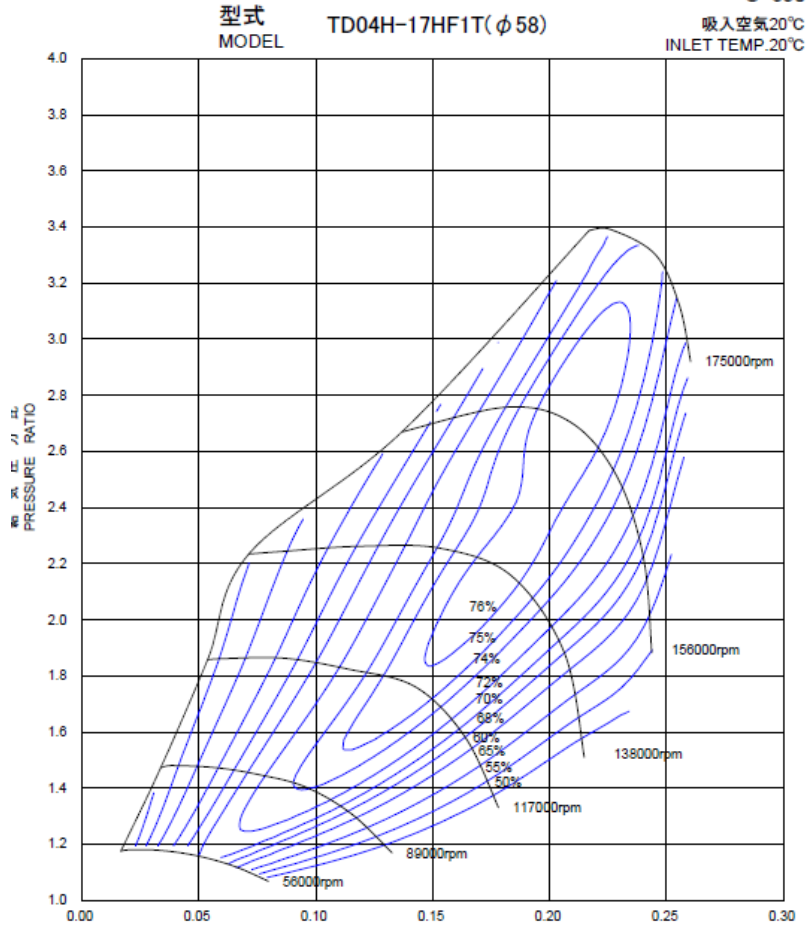
N

Estimated

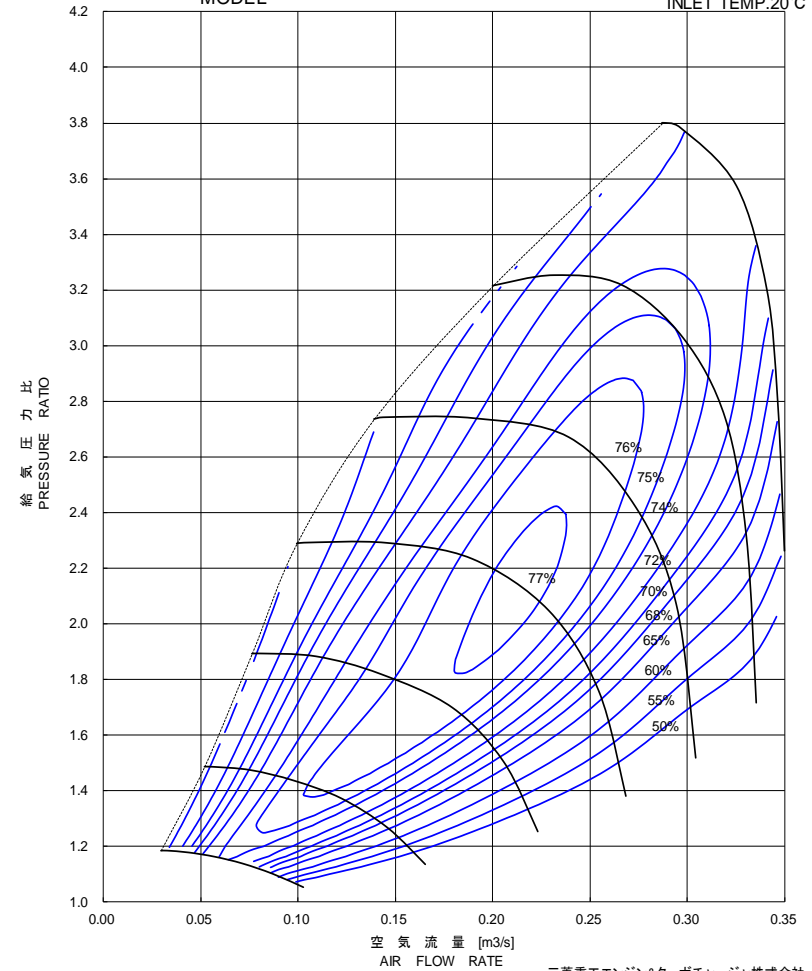
S -834

型式 (推定) TD05/06-21HR3 (φ65)
MODEL

吸入空気20°C
INLET TEMP.20°C



空気流量 [m³/s] 三菱重工株式会社 汎用機・特専事業本部
AIR FLOW RATE MITSUBISHI HEAVY INDUSTRIES,LTD.



空気流量 [m³/s]
AIR FLOW RATE
三菱重工エンジン&ターボチャージャ株式会社
MITSUBISHI HEAVY INDUSTRIES ENGINE & TURBOCHARGER,LTD.

MOVE THE WORLD FORWARD

**MITSUBISHI
HEAVY
INDUSTRIES
GROUP**